



ELECTRIC MEDICAL APPLIANCE TROLLEY

Manufactured in **zinc-coated sheet metal** painted with **epoxypolyester powder**.

Castors in **soft rubber**, diameter 50mm, for ane easy manoeuvrability.

Fixed halfway shelves W=395 D=275mm.

Upper handle for a rapid movement of the trolley.

Bottom tray for **pedal holding**.

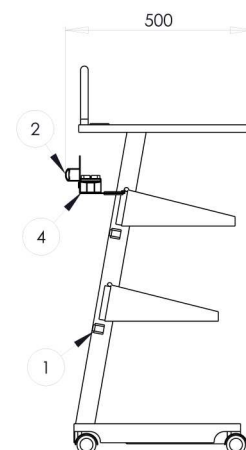
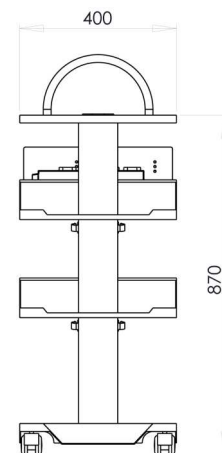
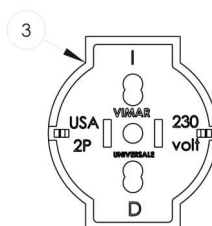
Fork for **cable winding** for power cable.

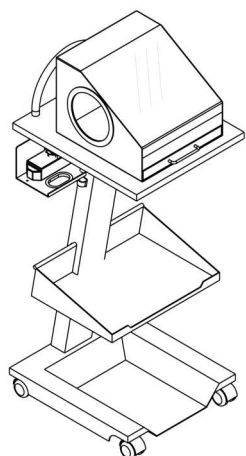
Cable hole on the upper shelf.

Cable hooks on the vertical column.

Compact dimensions, the encumbrance is designed vertically W=400 D=500 H=1030mm.

1. Cable hooks.
2. Cable fork.
3. Model of universal sockets.
4. Group of power supply sockets.





AL/C6A

W=405 D=500 H=1115

Trolley with box for trimming.